



# Economic Profile—Manufacturing Sector

**Testimonial:** Terese Peters, Managing Director, MAVLAB Veterinary Pharmaceuticals

"Why Logan? The question is Why Not? Logan is centrally located with all business support services available... All options for transport of incoming or outgoing goods are available; road, air and ship. This also provides a bigger catchment area for our potential staff... The Logan Council provides business with networking opportunities, including visiting international delegations and other support offices of the state and federal Governments. They genuinely try to enhance and grow your business for the betterment of the Logan area."

Logan is a vibrant area of manufacturing activity stretched across several industrial/ commercial hubs located throughout the city. Particular strengths in manufacturing include: metal production, machinery, equipment, and materials for the residential and commercial building industry. There is also an emerging food and beverage manufacturing sector in Logan.

In addition to being an attractive location for traditional manufacturing, Logan is also an ideal location for advanced manufacturers, like Marco Engineering, one of Queensland's and Australia's leading tool-making and plastic injection moulding companies.

Logan possesses a quality workforce of skilled labour and is within 20 minutes drive from several major metropolitan areas in south-east Queensland.

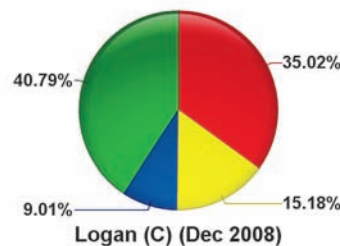
## STATISTICAL INFORMATION

### Quick Stats:-

The manufacturing sector in Logan is a lead industry sector, contributing an estimated \$5.0+ billion (29.6%) of total output or gross revenue for the City. Manufacturing employs an estimated 9,370 people and contributes \$1.2+ billion (17.4 %) of total value added to intermediate inputs.

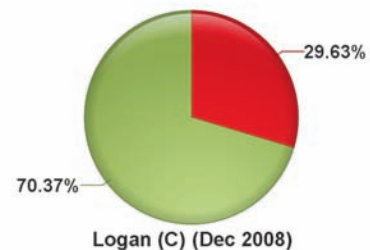
## KEY ECONOMIC INDICATORS-DASHBOARD REPORT

Manufacturing Sales (\$M)



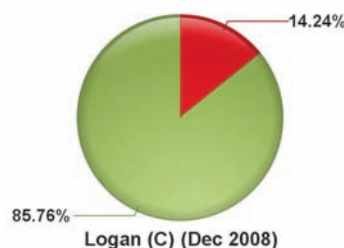
- Region Sales \$1,757.992
- Household Consumption \$761.848
- Govt Consumption and Investment \$452.453
- Exports \$2,048.034

Output (\$M)



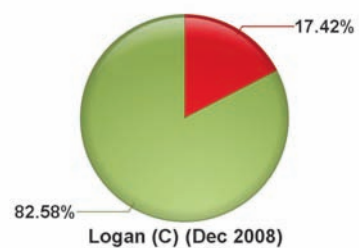
- Manufacturing \$5,020.327
- Other \$11,923.921

Employment (Jobs)



- Manufacturing 9,370
- Other 56,437

Value Added (\$M)



- Manufacturing \$1,207.793
- Other \$5,726.487



Participate

in all Logan City has to offer

Create

your opportunities in Logan City

Discover

Logan City

# Economic Profile—Manufacturing Sector

## MANUFACTURING SECTOR – ECONOMIC INDICATORS

Manufacturing Sector - Economic Contributions Logan LGA	Value	Percentage
Total annual regional output - all industry sectors:	\$16.94 b	100%
Total annual regional output - Manufacturing:	\$5.02 b	29.6%
People employed by this sector in the region:	9,370	14.2%
Annual wages and salaries earned by people employed by this sector in the region:	\$729.5 m	17.4%
Value of annual regional exports by the industry sector:	\$2.04 b	51.6%
Value of annual regional imports by the industry sector:	\$2.38 b	55.4%
Value of sector's contribution to Gross Regional Product:	\$1.20 b	17.4%
Total value of local expenditure on intermediate goods and services:	\$1.43 b	25.1%
Total value of sales to industry sectors in the region:	\$1.75 b	30.8%

**Manufacturing**, includes all units mainly engaged in manufacturing. In a broad sense manufacturing relates to the physical or chemical transformation of materials or components into new products, whether the work is performed by power driven machines or by hand.

In general the manufacture of parts or components is a primary activity of the same class as the manufacture of the finished product except where the manufacture of parts or components is specifically shown as a primary activity of another class.



## LOGAN CITY – GROSS REGIONAL PRODUCT REPORT

GRP is the total value of **final** goods and services produced in the region over the period of one year. As can be seen from the table, this includes exports but subtracts imports. GRP can be measured by adding up all forms of **final** expenditure:

- consumption by households
- consumption by governments
- additions or increases to assets (minus disposals)
- exports (minus imports)

This calculation does not include intermediate expenditure as this would lead to double counting (the wheat and flour in a loaf of bread).

GRP Expenditure Method	Value
Household Consumption	\$10.07 b
Government Consumption	\$3.14 b
Private Gross Fixed Capital Expenditure	\$3.87 b
Public Gross Fixed Capital Expenditure plus Exports	\$664.48 m
minus Domestic Imports	\$4.11 b
minus Overseas Imports	-\$12.18 b
Gross Regional Product	-\$1.56 b
Population (based on 2006 Census)	\$8.12 b
Per Capita GRP (\$'000)	252,718
	\$32.14 m

# Economic Profile—Manufacturing Sector

## LOGAN LGA—WORKFORCE PROFILE

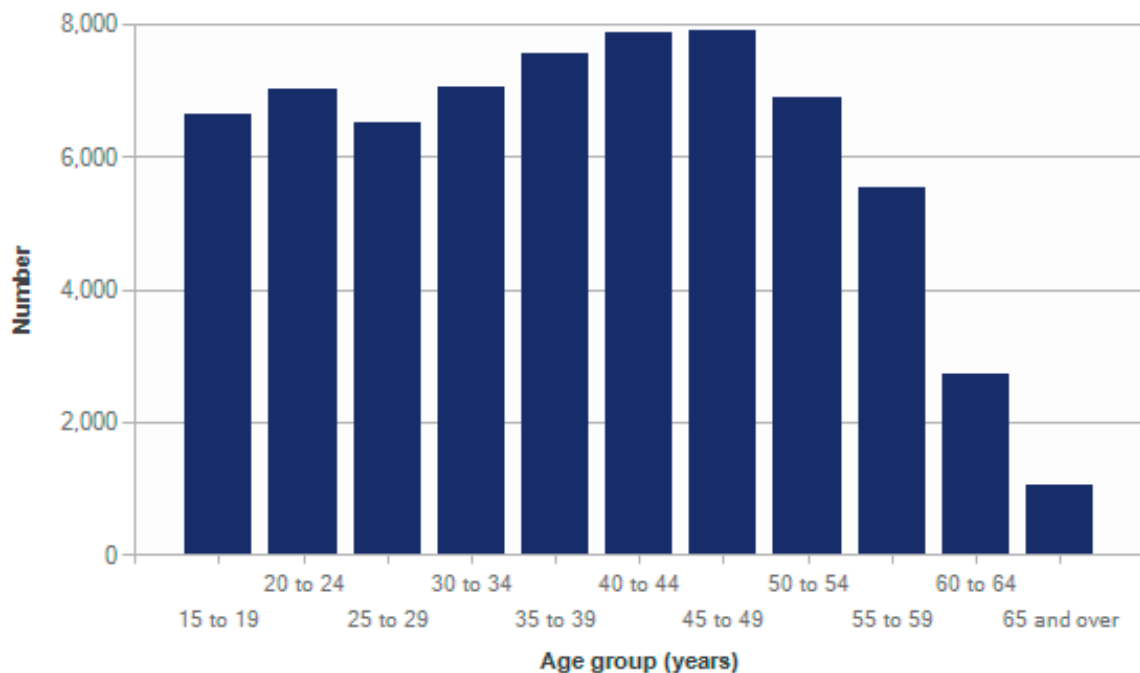
Logan is young city with around 50 per cent of residents aged 35 or younger. Looking ahead to the next 20 years, Logan City will continue to be one of the fastest growing cities in Queensland. The population is expected to increase by an estimated 150,000 within the next 20 years and Logan's objective is to create at least 53,000 jobs to support this population growth.

The Logan Office of Economic Development maintains a strong focus on Workforce Development as a key factor in supporting regional business and industry.

Logan has excellent educational infrastructure available to the City's labour force including facilities such as Griffith University and Logan TAFE both situated in Meadowbrook.

Employment status (persons aged 15 years and over)	Logan City Dec-08 No.
<b>Enumerated Data</b>	<b>No.</b>
Total employed	136,534
Total unemployed	7,647
Total of city population employed %	51.05%
Total labour force	144,181

Age structure of the working population for Logan City, 2006



Source: Australian Bureau of Statistics, Working Population Profile, 2006.

## WORKFORCE DEVELOPMENT

A Workforce Development program is available to the Logan business community through the Logan Office of Economic Development. Whether it is providing employers with easy reference points to obtain staff or facilitating placement issues, the Workforce Development program is a no fee service available to local industry to assist with strategic staffing and employment needs.

To access this valuable resource, please phone our Workforce Development Officer on (07) 3412 4884.

Participate

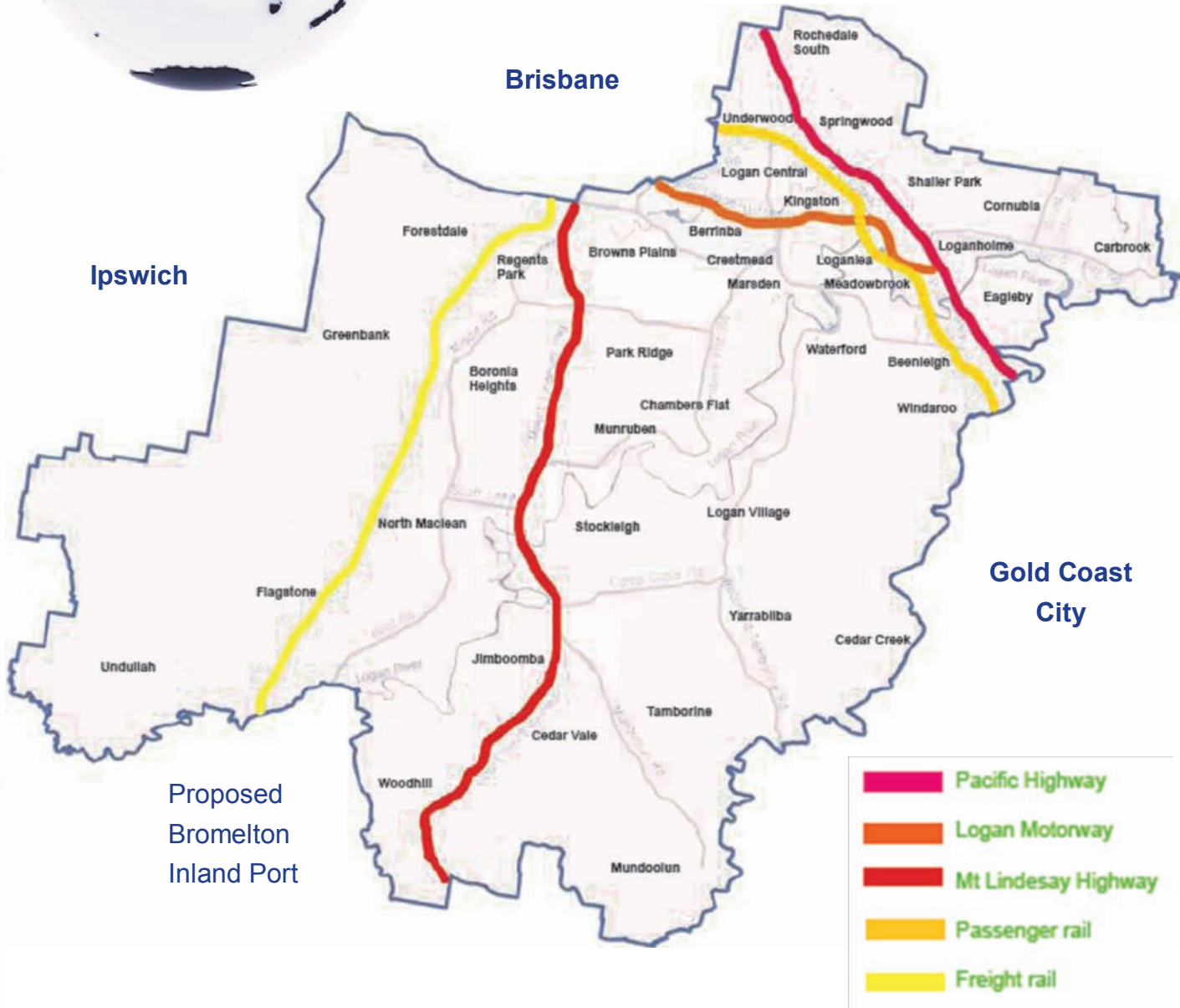
Create

Discover

# Logan: the ideal location!



- 20 minutes to Brisbane CBD
- 30 minutes to the Gold Coast
- 20 minutes to the Port of Brisbane
- 30 minutes to Brisbane international and domestic airport



## CONTACT DETAILS:

Logan Office of Economic Development  
Level 1, Springwood Tower Hotel  
9 Murrarjong Road, Springwood Qld 4127  
PO Box 3226, Logan City DC Qld 4114

Phone: +61 7 3412 4888  
Fax: +61 7 3412 3444  
Email: [LOED@logan.qld.gov.au](mailto:LOED@logan.qld.gov.au)  
Website: [www.loganbiz.com.au](http://www.loganbiz.com.au)

The Logan Office of Economic Development offers a collaborative approach to facilitating growth.

### Mission Statement:

- Discover—what Logan has to offer
- Create—your own opportunities in Logan City
- Participate—in all Logan City has to offer

**Disclaimer:** The Logan Office of Economic Development (LOED) believes that the information/data contained in this document is accurate at the date of production. Neither LOED, nor employee/s, or any representative thereof undertakes responsibility in any way whatsoever to any person or body for any errors or omissions in this document however they may have been caused.